Note:

Drawing to run in conjunction with drawing 1817547.0002

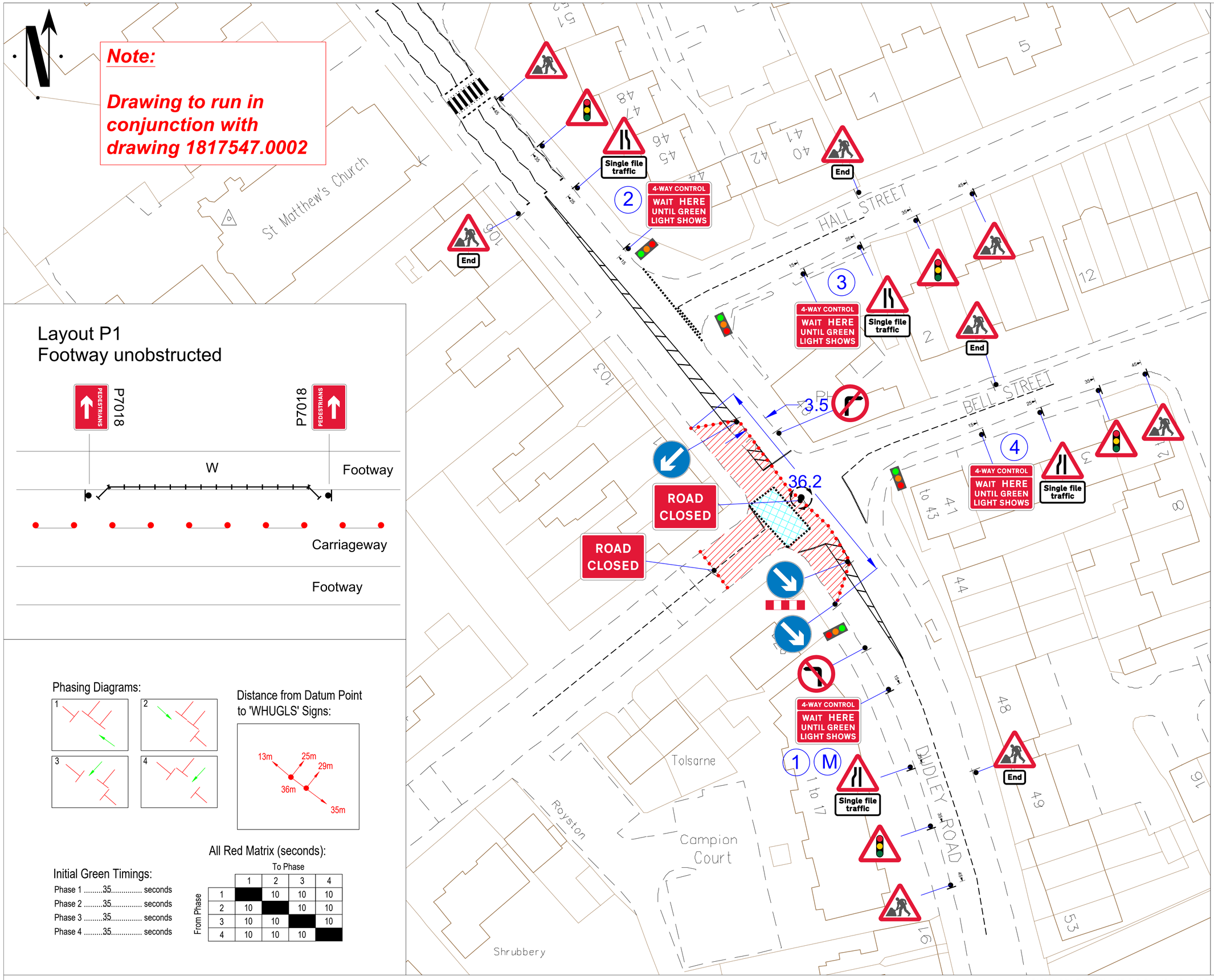

Layout P1
Footway unobstructed

Phasing Diagrams:

Distance from Datum Point to 'WHUGLS' Signs:

Initial Green Timings:

Phase 1 .....35..... seconds
Phase 2 .....35..... seconds
Phase 3 .....35..... seconds
Phase 4 .....35..... seconds

All Red Matrix (seconds):

From Phase \ To Phase	1	2	3	4
1		10	10	10
2	10		10	10
3	10	10		10
4	10	10	10	

Go Traffic Management

This drawing has been produced for a specific client & project identified below and is not intended for use by any other person or for any other purpose. © Go Traffic Management

Risks

1. Design completed from information provided + google maps desktop risk assessment
2. Cone lamps must be used on all road with A speed limit of 40mph or more.

Notes

1. All signs as per Chapter 8. Distances between cones to be 9m maximum unless otherwise noted.
2. Distances between signs NOT to scale for purpose of clarity.
3. All sign placement subject to available safe working space.
4. The purpose of the Traffic Management Plan is for it to be used only as a guide and all traffic management equipment should be put out according to the 'Safety at Street Works and Road Works – Code of Practice', i.e. Red Book & the 'Traffic Signs Manual Chapter 8', i.e. Yellow Book.
5. Lane width past the works to be 3.5m maximum, 3.25m desirable minimum and 3.0m absolute minimum.
6. Stop & Go boards must be available and utilised in the event of permanent signal failure in accordance with Code of Practice.
7. Signs must be placed in accordance with TSM and the scheme RAMS pack.
8. Site conditions may have changed since the design of the drawing any changes which subsequently affect the design need to be reported by the Traffic Management Operative & any changes implemented must comply with Chapter 8.

DETAIL B



DETAIL C2



Key

Sign position and aspect of vision
Position of signal head
Cones
No Parking Cones
Work space
Work area
Saftey zone

MINIMUM SIDEWAYS SAFETY ZONE MUST BE ADHERED TO 0.5m

MINIMUM SAFETY ZONE MUST BE ADHERED TO 0.5m

MINIMUM SHUTTLE LANE WIDTHS MUST BE ADHERED TO 3.5m

Traffic Management must comply with The Safety at Street Works and Road Works Code of Practice

ROAD SPEED

30

CROSS SECTION

Lane 1 Closure or Shuttle Lane

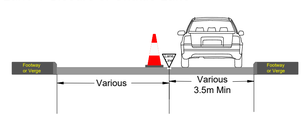

DO NOT SCALE FROM THIS DRAWING.

4 WAY LIGHTS

REV.	DATE	DESCRIPTION
A	12.06.26	AS DRAWN

GTM Go Traffic Management

Head Office: Go Traffic Management, Chaddock Lane, Worsley, Manchester, M28 1XW
Tel: 0161 351 5370
www.gtm.co.uk

CERTIFIED ISO 9001 / ISO 14001 OHSAS 18001

TRAFFIC MANAGEMENT PLAN

Client: SEVERN TRENT Customer Solutions Plus
Waste Infra Network Services

Drawing Number: 1817547.0001

Drawing Title:
SHRUBBERY AVENUE, DY4 8DL

	Design:	Technical Officer:	REV:
Name:	CR	CR	A
Signature:			
Date:	12.06.26	12.06.26	

BASED UPON THE ORDNANCE SURVEY MAP WITH THE PERMISSION OF THE CONTROLLER OF H.M STATIONERY OFFICE.