

KEY

- Cone
- Sign
- Work area
- Traffic light head
- Traffic light phase

DETAIL B


Single/Dual carriageway 40mph or less - 450mm traffic cones, spacing 1.5m.
Single/Dual carriageway 50mph or more - 750mm traffic cones, spacing 1.5m.
Dual carriageway national speed limit - 750mm traffic cones, spacing 1.5m, relaxation 3m.

Notes:
1) During darkness, warning lights to BS EN 12352:2006 should be provided in accordance with Table A1.3 (Appendix 1).
2) 45 degree tapers have 1.5m spacing and no relaxations.
3) On motorways and NSL AP duals with hard shoulders, 1m cones will be required for both standard and relaxation works for lead tapers and the facing wall of lane changes.

DETAIL C2

Single carriageway 40mph or less - 450mm traffic cones.
Single/Dual carriageway 50mph or more - 750mm traffic cones.

Notes:
1) During darkness, warning lights to BS EN 12352:2006 should be provided in accordance with Table A1.3.

Min width of sideways safety zone (S)			0.5 m		
Min length of longways clearance (L)			0.5 m		
Speed of the road					
-	-	-	-	-	-
Rev	Description	By	Chk	Date	
Revisions					

Client:

nationalgrid

Project:



Pennyhill Lane,
West Bromwich, , B71 3SA
Grid Ref: (x)401719 ; (y)293322

Title:

Temporary Two Way
Traffic Lights

DOOCEY
Traffic Management

Design: JJO	Drawn: JJO	Chkd: OP
Date: 07/04/25	Date: 07/04/25	Date: 07/04/25
Scale: A3 - NTS	Status: Proposed	
Drawing No	DTM6793 - 001	
	-	

Traffic Light Phase Timings			
Phase 1: Pennyhill Lane, (E)	Red	10s	
	Green	40s	
Phase 2: Pennyhill Lane, (W)	Red	10s	
	Green	40s	
Note: Timings may only be adjusted by a competent operative to suit traffic conditions if required			

PEDESTRIAN WALKWAY DETAIL

